

Шахматные прописи (латинские буквы).

a a a a a a a a a a a

a a a a a a a a a a

a a a a a a a a a a

a a a a a a a a a a

a a a a a a a a a a

a a a a a a a a a a

a a a a a a a a a a

a a a a a a a a a a

a a a a a a a a a a

a a a a a a a a a a

a a a a a a a a a a

a a a a a a a a a a

a a a a a a a a a a

a a a a a a a a a a

a a a a a a a a a a

Шахматные прописи (латинские буквы).

ā āā āāā āā āāāāāāā āā āāā
ā āā āāā āā āāāāāāā āā āāā
ā āā āāā āā āāāāāāā āā āāā
ā āā āāā āā āāāāāāā āā āāā

а а а а а а
а а а а а а
а а а а а а
а а а а а а

ā āā āāā āā āāāāāāā āā āāā
ā āā āāā āā āāāāāāā āā āāā
ā āā āāā āā āāāāāāā āā āāā
ā āā āāā āā āāāāāāā āā āāā

а а а а а а
а а а а а а
а а а а а а
а а а а а а
а а а а а а
а а а а а а

Шахматные прописи (латинские буквы).

ā āā āāā āā āāāāāāā āā āāā
ā āā āāā āā āāāāāāā āā āāā
ā āā āāā āā āāāāāāā āā āāā
ā āā āāā āā āāāāāāā āā āāā

а а а а а а
а а а а а а
а а а а а а
а а а а а а

ā āā āāā āā āāāāāāā āā āāā
ā āā āāā āā āāāāāāā āā āāā

а а а а а а
а а а а а а
а а а а а а
а а а а а а
а а а а а а
а а а а а а
а а а а а а
а а а а а а
а а а а а а
а а а а а а

Шахматные прописи (латинские буквы).

Handwriting practice for the chess letter 'b'. The page contains 16 rows of the letter 'b' on a four-line grid. Each row starts with a solid black 'b' followed by a dashed 'b' with a small arrow indicating the stroke direction. The remaining letters in the row are dashed for tracing. The letters are arranged in groups: the first group has 1 solid and 1 dashed 'b'; the second group has 1 solid and 3 dashed 'b's; the third group has 1 solid and 5 dashed 'b's; the fourth group has 1 solid and 7 dashed 'b's; the fifth group has 1 solid and 9 dashed 'b's; and the remaining four groups each have 1 solid and 11 dashed 'b's.

Шахматные прописи (латинские буквы).

Handwriting practice for the chess letter 'b'. The page contains 16 rows of a four-line grid. Each row starts with a solid black lowercase 'b' followed by a dashed lowercase 'b' with a small arrow indicating the starting point and direction of the stroke. The rest of the row consists of dashed lowercase 'b's for tracing. The rows alternate between a light gray background and a white background.

Шахматные прописи (латинские буквы).

b b b b b b b b

b b b b b b b b

b b b b b b b b

b b b b b b b b

b b b b b b b b

b b b b b b b b

b b b b b b b b

b b b b b b b b

b b b b b b b b

b b b b b b b b


b b b b b b b b

b b b b b b b b

Шахматные прописи (латинские буквы).

Handwriting practice sheet for the Latin letter 'C'. The page contains 20 rows of handwriting lines. Each row is divided into two halves by a vertical dashed line. The left half of each row contains a solid uppercase 'C' followed by a dashed uppercase 'C' for tracing, and then several pairs of dashed uppercase 'C's for independent practice. The right half of each row contains a solid lowercase 'c' followed by a dashed lowercase 'c' for tracing, and then several pairs of dashed lowercase 'c's for independent practice. The handwriting lines consist of a top solid line, a middle dashed line, and a bottom solid line.

Шахматные прописи (латинские буквы).



Шахматные прописи (латинские буквы).

C C C C C C C C

C C C C C C C C

C C C C C C C C

C C C C C C C C

C C C C C C C C

C C C C C C C C

C C C C C C C C

C C C C C C C C

C C C C C C C C

C C C C C C C C

C C C C C C C C

C C C C C C C C

C C C C C C C C

C C C C C C C C

C C C C C C C C

C C C C C C C C

C C C C C C C C

C C C C C C C C

C C C C C C C C

C C C C C C C C

Шахматные прописи (латинские буквы).

d d d d d

d d d d d

d d d d d

d d d d d

d d d d d

d d d d d

d d d d d

d d d d d

d d d d d

d d d d d

d d d d d

d d d d d

d d d d d

d d d d d

d d d d d

Шахматные прописи (латинские буквы).

d d d d d d d

d d d d d d d

d d d d d d d

d d d d d d d

d d d d d d d

d d d d d d d

d d d d d d d

d d d d d d d

d d d d d d d

d d d d d d d

d d d d d d d

d d d d d d d

d d d d d d d

d d d d d d d

d d d d d d d

Шахматные прописи (латинские буквы).

d d d d d

d d d d d

d d d d d

d d d d d

d d d d d

d d d d d

d d d d d

d d d d d

d d d d d

d d d d d

d d d d d

d d d d d

d d d d d

d d d d d

d d d d d

Шахматные прописи (латинские буквы).



Шахматные прописи (латинские буквы).

Handwriting practice sheet for the chess piece 'e' (horse). The sheet consists of 18 rows. Each row contains a solid 'e' with a curved arrow indicating the stroke direction, followed by three dashed 'e's for tracing, and then four more solid 'e's for independent practice. The letters are arranged on a set of three horizontal lines (top, middle, bottom).

Шахматные прописи (латинские буквы).

e e e e e e e e

e e e e e e e e

e e e e e e e e

e e e e e e e e

e e e e e e e e

e e e e e e e e

e e e e e e e e

e e e e e e e e

Шахматные прописи (латинские буквы).

Handwriting practice sheet for the Latin letter 'f'. The page contains 15 rows of a four-line grid. Each row is divided into three sections. The first section contains a solid lowercase 'f' with numbered arrows (1 and 2) indicating the stroke order: a downward curve from the top line to the middle line, followed by a vertical downward stroke to the bottom line. The second section contains two pairs of dashed lowercase 'f's for tracing. The third section contains three pairs of dashed lowercase 'f's for tracing. This pattern of solid, dashed, and dashed letters repeats across all 15 rows.


Шахматные прописи (латинские буквы).

A handwriting practice sheet for the lowercase letter 'f'. The page contains 15 horizontal rows. Each row is divided into three sections by vertical lines. The first section of each row contains three 'f' characters: a solid black one with a small '1' and a downward arrow indicating the first stroke, a dashed one with a small '2' and a rightward arrow indicating the second stroke, and a solid black one. The second section contains two pairs of dashed 'f' characters for tracing. The third section contains three 'f' characters: a solid black one with stroke order indicators, a dashed one, and a solid black one. This pattern of three sections repeats across all 15 rows.


Шахматные прописи (латинские буквы).

Handwriting practice sheet for the Latin letter 'f'. The page contains 15 rows. Each row consists of a solid top line, a dashed middle line, and a solid bottom line. The first row starts with a solid lowercase 'f' that has a curved arrow above it showing the stroke direction from top to bottom, and a small number '2' to its left. This is followed by a dashed lowercase 'f' with a similar arrow and '2'. The rest of the row contains three pairs of dashed lowercase 'f's for tracing. The same pattern of solid and dashed letters with stroke guides is repeated in every row on the page.

Шахматные прописи (латинские буквы).



Шахматные прописи (латинские буквы).



Шахматные прописи (латинские буквы).

g g g g g g g g _____

g g g g g g g g _____

g g g g g g g g _____

g g g g g g g g _____

g g g g g g g g _____

g g g g g g g g _____

g g g g g g g g _____

g g g g g g g g _____

g g g g g g g g _____

g g g g g g g g _____

g g g g g g g g _____


g g g g g g g g _____

ggg ggg gg ggg _____


ggg ggg gg ggg _____

ggg ggg gg ggg _____

Шахматные прописи (латинские буквы).



Шахматные прописи (латинские буквы).



Шахматные прописи (латинские буквы).

ch ch ch ch ch ch ch ch ch ch ch

ch ch ch ch ch ch ch ch ch ch ch

ch ch ch ch ch ch ch ch ch ch ch

ch ch ch ch ch ch ch ch ch ch ch

ch ch ch ch ch ch ch ch ch ch ch

ch ch ch ch ch ch ch ch ch ch ch

ch ch ch ch ch ch ch ch ch ch ch

a b c d e f g h _____

a b c d e f g h _____

a b c d e f g h _____

a b c d e f g h _____

a b c d e f g h _____

a b c d e f g h _____

a b c d e f g h _____

a b c d e f g h _____

a b c d e f g h _____

Шахматные прописи (латинские буквы).

a b c d e f g h _____

a b c d e f g h _____

a b c d e f g h _____

a b c d e f g h _____

a b c d e f g h _____

a b c d e f g h _____

a b c d e f g h _____

a b c d e f g h _____

a b c d e f g h _____

a b c d e f g h _____

a b c d e f g h _____

a b c d e f g h _____

a b c d e f g h _____

a b c d e f g h _____

a b c d e f g h _____

a b c d e f g h _____

a b c d e f g h _____

a b c d e f g h _____

a b c d e f g h _____